

ACTION CYCLE

WHAT IS IT?













We all learn from experience. To better work or plan, it is important to understand and reflect back what we have learnt in order to plan what to do next.

The **Action Cycle** tool helps plan the whole lifecycle of the project and in the same time, encourage us to make sense of what we have done in the past and what we intend to do. It helps us plan the next steps by breaking down the project into stages for continuous improvement. The tool offers a framework for planning and reflection while each of the six stages relate to the methods, systems and processes that our organisation works with.

HOW DOES IT WORK?

- 1) Identify the focus: brainstorm, discuss, write down different objectives or list of questions you intend to find an answer for.
- 2) Gather relevant stories and insights: Find information to support your „focus”
- 3) Analyse and develop understanding: review the information you gathered and make sense of them
- 4) Develop an action plan: based on your analysis, think about next steps and make a plan
- 5) Implement the plan: put your plan into action, keeping your KPIs you set at step 4)
- 6) Review, reflect (and refine if necessary) and start again the cycle if needed

USE IT TO

-  SET INNOVATION OBJECTIVES ✓
-  DEVELOP INNOVATION FRAMEWORK ✓
-  IMPROVE INNOVATION PROCESS ✓
-  LEVERAGE PEOPLE'S TALENT ✓
-  STIMULATE COLLABORATION ✓
-  GROW INNOVATION NETWORKS
-  BOOST CREATIVITY & INNOVATION CULTURE ✓
-  ENCOURAGE BUSINESS MODEL INNOVATION
-  MONITOR INNOVATION PROGRESS ✓
-  SCALE ✓
-  MANAGE INNOVATION FINANCIALS
-  INCREASE INNOVATION VISIBILITY

COMPLEXITY



DURATION



© LIMITLESS

Source: [DIY Development Impact & You – Practical Tools to Trigger and Support Social Innovation](#)

ACTION CYCLE

Guiding framework

