

DOTMOCRACY

WHAT IS IT?

Dotmocracy (also known as dot-voting) is facilitated exercise where participants vote on their chosen options using a limited number of colourful dot stickers.

It is a simple and quick method for groups to set priorities, and to determine if everyone is on the same page.

During dot-voting participants are allowed to express a preference for more than one option at the same time. It leverages the collective wisdom of the team and provides an equal way for all the voices on the group to be heard and have accountability in prioritising key issues.

HOW DOES IT WORK?













The dotmocracy process includes the following steps:

- 1) Each participant is given a set number of dot stickers.
- 2) They place dot stickers next to options that they like (they may place any number of their dots on any number of the options).
- 3) Facilitators create a priority list.
- 4) Participants discuss priority list to validate results.
- 5) Options with the most dots at the end of voting will “win”.

Variations include:

- using different colour dots to signify different values, e.g. green for “like” and red for “dislike”.
- using different colour dots for different types of participants e.g. blue for management and red for staff.

USE IT TO

-  SET INNOVATION OBJECTIVES ✓
-  DEVELOP INNOVATION FRAMEWORK ✓
-  IMPROVE INNOVATION PROCESS ✓
-  LEVERAGE PEOPLE'S TALENT ✓
-  STIMULATE COLLABORATION ✓
-  GROW INNOVATION NETWORKS
-  BOOST CREATIVITY & INNOVATION CULTURE ✓
-  ENCOURAGE BUSINESS MODEL INNOVATION
-  MONITOR INNOVATION PROGRESS
-  SCALE
-  MANAGE INNOVATION FINANCIALS
-  INCREASE INNOVATION VISIBILITY

COMPLEXITY



DURATION



© LIMITLESS

Source: Follow the Rabbit – A Field Guide to Systemic Design

DOTMOCRACY



Options



Dot votes